

Signify Classified - Internal
Cooper Lighting Solutions Photometric Lab
1121 Highway 74 South
Peachtree City, GA 30269



Scaled data based on original data using
LM-79-08 Approved Method: Electrical and Photometric Measurements of Solid-
State Lighting Products

Test Report Prepared for
Cooper Lighting Solutions
(formerly Eaton)

Brand: McGRAW-EDISON

Report Number: P438455

Luminaire Tested: **ISW-SA1C-830-U-T2-HSS**

Issue Date: 12/10/2020

Test Information

Test Method: LM-79-08
Report Number: P438455
TEST IS SCALED FROM IESNA LM-79-08 TEST DATA (G3-2011-074-7)
Test Lab: INNOVATION CENTER
Issue Date: 12/10/2020
Manufacturer: COOPER LIGHTING SOLUTIONS (FORMERLY EATON)
Product Line: McGRAW-EDISON
Catalog Number: ISW-SA1C-830-U-T2-HSS
Description: IMPACT ELITE LED WEDGE LUMINAIRE
(1) 80 CRI, 3000K, 615mA LIGHTSQUARE WITH 16 LEDS AND TYPE II OPTICS WITH HOUSE SIDE SHIELD
Light Source: -
Ballast/Driver: ELECTRONIC DRIVER

Summary

Lumens per Lamp: N/A
Luminaire Lumens: 2683 lumens
Efficiency: N/A
Efficacy: 78.5 lumens/watt
Luminous Opening: Rectangular (W 0.5' x L: 0.5' x H: 0')
IES Classification: Type II - Medium
BUG Rating: B0 - U0 - G1

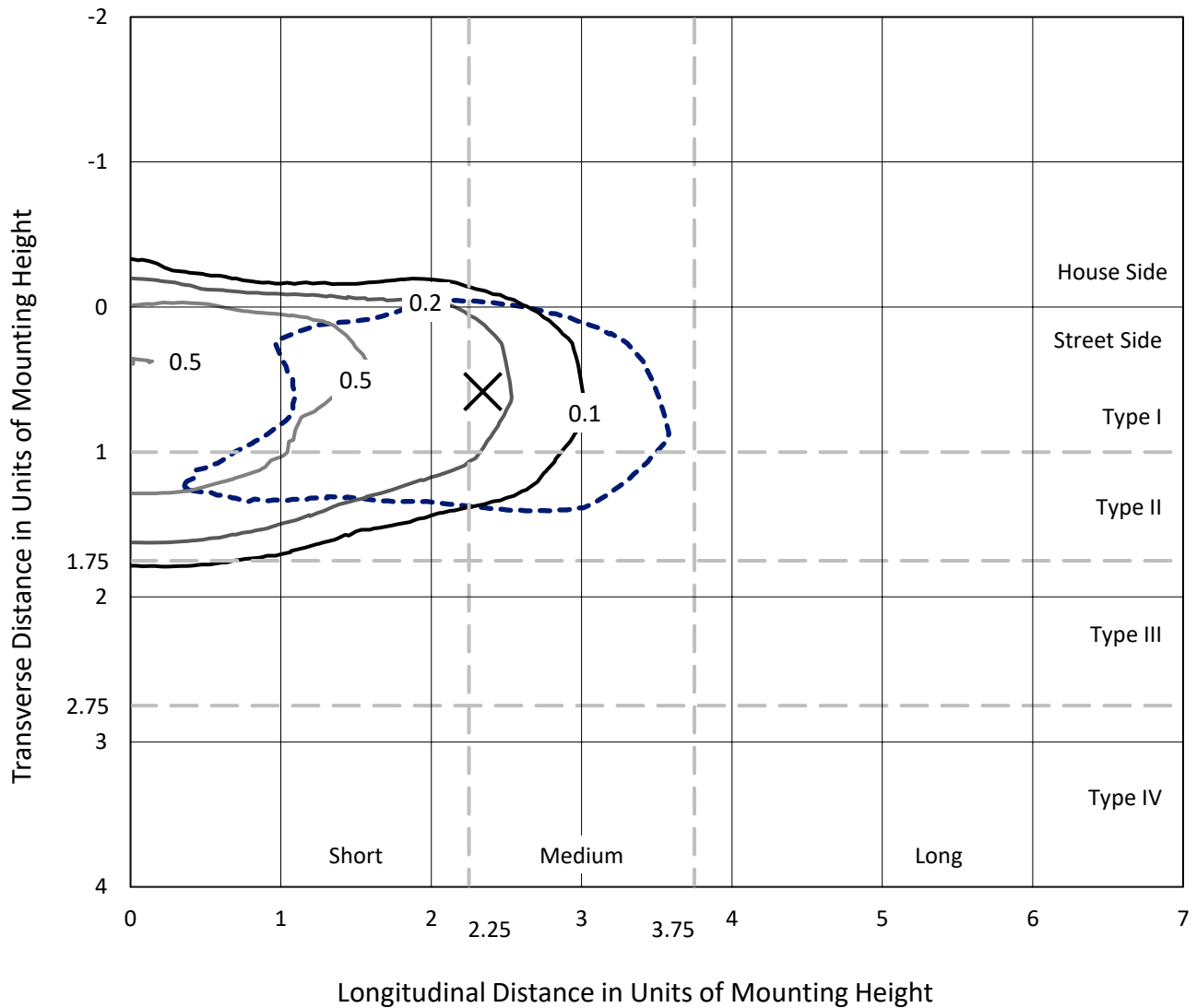
Input Watts (W): 34.2
Input Voltage (V): NR
Input Current (Ain): NR
Voltage Rise (V): NR
Power Factor: NR
Total Harmonic Distortion (THDi): NR
Frequency (hertz): 60
Stabilization Time: NR
Operation Time: NR
Ambient Temperature (°C): NR
Test Distance: 28.75 FT



REPORT NUMBER: P438455
 CATALOG NUMBER: ISW-SA1C-830-U-T2-HSS

Iso-Footcandle Lines of Horizontal Illumination

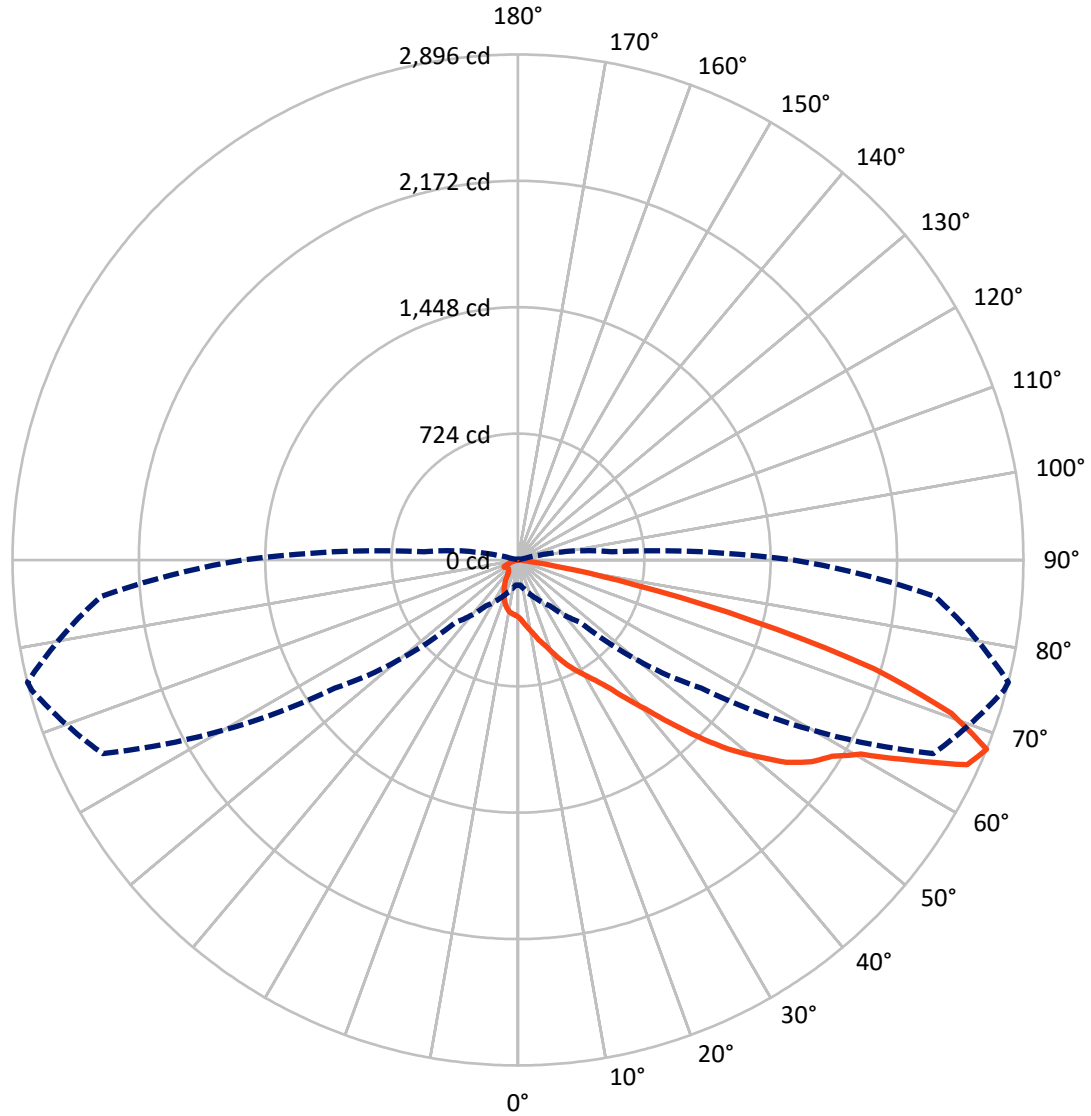
✕ Max cd
 - - - 1/2 Max cd



Based on 25 foot mounting height. Maximum calculated value = 0.8 fc
 Type II - Medium - N/A

REPORT NUMBER: P438455
CATALOG NUMBER: ISW-SA1C-830-U-T2-HSS

Luminous Intensity Polar Plot



— Vertical Plane Through 76-Deg Lateral - - - Horizontal Cone Through 67.5-Deg Vertical

REPORT NUMBER: P438455
 CATALOG NUMBER: ISW-SA1C-830-U-T2-HSS

FLUX DISTRIBUTION:

		Downward	Upward	Total
House Side	Lumens	212.3	0.0	212.3
	% Fixture	7.9	0.0	7.9
Street Side	Lumens	2470.7	0.0	2470.7
	% Fixture	92.1	0.0	92.1
Total	Lumens	2683.0	0.0	2683.0
	% Fixture	100.0	0.0	100.0

ZONAL LUMENS:

Zone	Lumens	% Fixture
0°-10°	31.3	1.2
10°-20°	87.2	3.2
20°-30°	150.5	5.6
30°-40°	268.0	10.0
40°-50°	477.3	17.8
50°-60°	715.7	26.7
60°-70°	677.9	25.3
70°-80°	264.2	9.8
80°-90°	11.0	0.4
90°-100°	0.0	0.0
100°-110°	0.0	0.0
110°-120°	0.0	0.0
120°-130°	0.0	0.0
130°-140°	0.0	0.0
140°-150°	0.0	0.0
150°-160°	0.0	0.0
160°-170°	0.0	0.0
170°-180°	0.0	0.0
0°-90°	2683.0	100.0
0°-180°	2683.0	100.0

Coefficient of Utilization



REPORT NUMBER: P438455

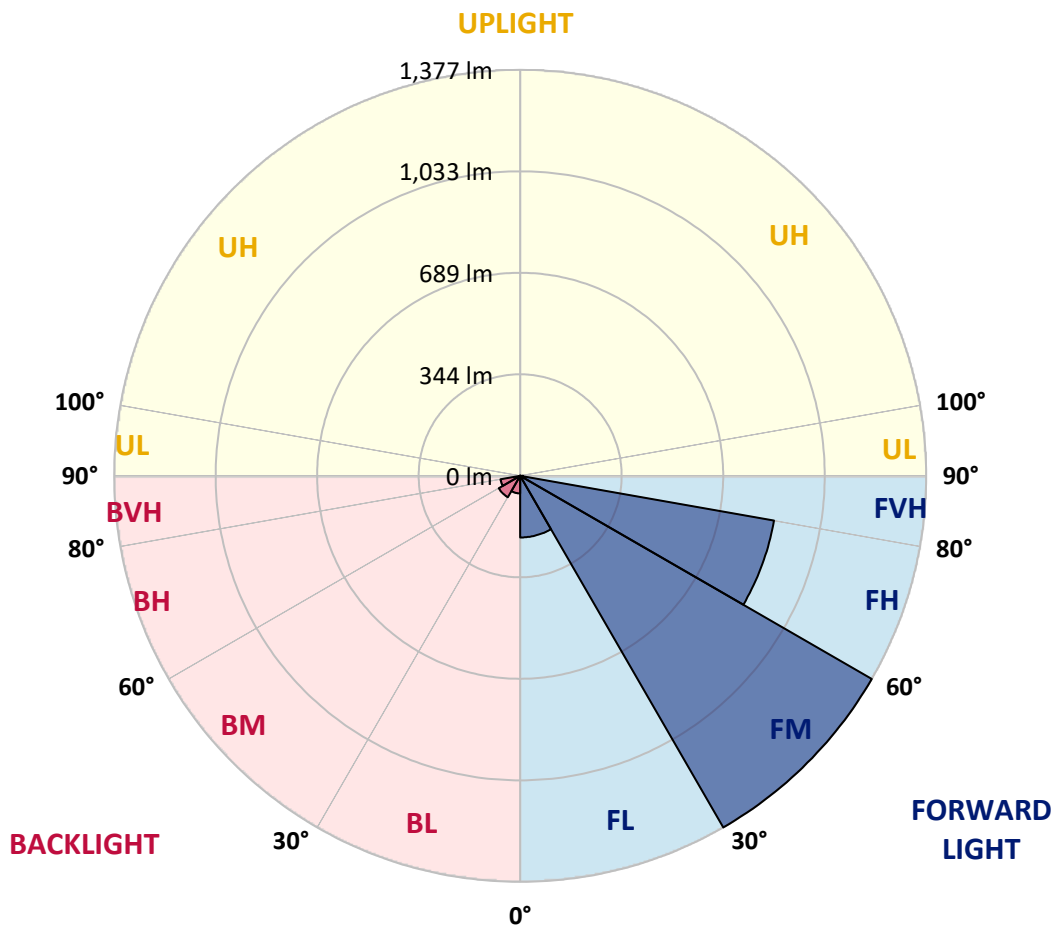
CATALOG NUMBER: ISW-SA1C-830-U-T2-HSS

LUMINAIRE CLASSIFICATION SYSTEM LUMEN TABLE AND BUG RATING:

Zone	Lumens	% Fixture	Zone Rating/Lumen Limit		
			B	U	G
FL (0°-30°)	209.2	7.8			
FM (30°-60°)	1377.2	51.3			
FH (60°-80°)	874.3	32.6			G1/1800
FVH (80°-90°)	10.0	0.4			G0/10
BL (0°-30°)	59.8	2.2	B0/110		
BM (30°-60°)	83.8	3.1	B0/220		
BH (60°-80°)	67.8	2.5	B0/110		G0/110
BVH (80°-90°)	1.0	0.0			G0/10
UL (90°-100°)	0.0	0.0		U0/0	
UH (100°-180°)	0.0	0.0		U0/0	

BUG Rating: B0-U0-G1

Type II Medium





REPORT NUMBER: P438455
 CATALOG NUMBER: ISW-SA1C-830-U-T2-HSS

CANDELA DISTRIBUTION (FULL):

	0°	5°	15°	25°	35°	45°	55°	65°	75°	76°	85°
0°	326.3	326.3	326.3	326.3	326.3	326.3	326.3	326.3	326.3	326.3	326.3
2.5°	386.5	382.7	380.2	379.0	376.5	368.9	362.7	351.4	341.3	341.3	335.1
5°	421.7	420.4	415.4	412.9	411.6	406.6	395.3	381.5	365.2	363.9	348.9
7.5°	431.7	432.9	432.9	435.5	436.7	434.2	424.2	411.6	390.3	387.8	365.2
10°	427.9	427.9	431.7	439.2	449.3	454.3	453.0	443.0	417.9	415.4	384.0
12.5°	414.1	416.6	422.9	435.5	454.3	469.3	478.1	474.4	449.3	446.8	409.1
15°	395.3	397.8	409.1	426.7	451.8	480.6	500.7	512.0	486.9	484.4	435.5
17.5°	368.9	371.5	384.0	410.4	445.5	485.7	524.6	547.1	525.8	518.3	463.1
20°	358.9	361.4	371.5	392.8	434.2	485.7	545.9	588.6	572.2	566.0	498.2
22.5°	399.1	397.8	389.0	391.5	422.9	481.9	562.2	640.0	627.5	618.7	535.8
25°	471.8	476.9	464.3	435.5	430.4	478.1	573.5	680.2	678.9	670.1	574.8
27.5°	555.9	558.4	544.6	514.5	473.1	485.7	586.0	720.3	726.6	719.1	604.9
30°	624.9	633.7	623.7	596.1	552.2	518.3	594.8	756.7	778.0	768.0	633.7
32.5°	724.1	727.9	717.8	677.7	632.5	581.0	611.1	788.1	834.5	825.7	667.6
35°	828.2	833.3	814.4	770.5	715.3	657.6	650.0	830.8	916.1	898.5	719.1
37.5°	921.1	926.1	917.3	863.4	809.4	747.9	719.1	888.5	1015.2	1003.9	783.1
40°	995.1	1007.7	1005.2	958.8	908.6	853.3	818.2	956.2	1129.4	1119.4	864.6
42.5°	1070.4	1079.2	1074.2	1040.3	1005.2	971.3	927.4	1050.4	1276.3	1271.2	966.3
45°	1164.6	1178.4	1172.1	1144.5	1101.8	1094.3	1052.9	1163.3	1450.7	1443.2	1089.3
47.5°	1303.9	1316.4	1306.4	1268.7	1219.8	1206.0	1170.8	1291.3	1621.4	1617.6	1211.0
50°	1379.2	1391.7	1418.1	1424.3	1391.7	1317.7	1276.3	1413.0	1774.5	1768.2	1327.7
52.5°	1352.8	1364.1	1428.1	1488.3	1559.9	1497.1	1404.3	1544.8	1915.0	1926.3	1441.9
55°	1239.9	1254.9	1346.5	1443.2	1616.3	1700.4	1593.7	1694.1	2025.4	2041.7	1517.2
57.5°	1011.5	1029.0	1147.0	1296.3	1529.7	1751.9	1828.4	1899.9	2100.7	2122.1	1613.8
60°	606.1	633.7	755.5	953.7	1277.5	1630.1	1995.3	2196.1	2247.6	2257.6	1819.6
62.5°	336.3	330.0	427.9	591.1	881.0	1323.9	1970.2	2556.3	2524.9	2524.9	2171.0
65°	202.0	208.3	258.5	351.4	512.0	873.4	1756.9	2778.4	2819.8	2828.6	2455.9
67.5°	143.1	144.3	180.7	240.9	320.0	503.2	1281.3	2625.3	2883.8	2896.3	2399.4
70°	92.9	94.1	129.3	171.9	228.4	277.3	783.1	2163.5	2641.6	2635.3	2122.1
72.5°	56.5	59.0	81.6	126.7	175.7	156.9	421.7	1563.6	2093.2	2135.9	1665.3
75°	35.1	37.6	48.9	87.8	123.0	106.7	185.7	1044.1	1350.3	1382.9	1075.5
77.5°	20.1	22.6	31.4	50.2	87.8	74.0	87.8	548.4	653.8	675.1	431.7
80°	7.5	8.8	16.3	25.1	54.0	45.2	40.2	185.7	208.3	233.4	131.8
82.5°	1.3	2.5	7.5	15.1	21.3	21.3	17.6	56.5	57.7	61.5	35.1
85°	0.0	0.0	2.5	3.8	3.8	3.8	6.3	11.3	17.6	17.6	10.0
87.5°	0.0	0.0	0.0	0.0	1.3	1.3	1.3	2.5	2.5	2.5	2.5
90°	0.0	0.0	0.0	0.0	0.0	0.0	0.0	0.0	0.0	0.0	0.0



REPORT NUMBER: P438455
 CATALOG NUMBER: ISW-SA1C-830-U-T2-HSS

CANDELA DISTRIBUTION (continued):

	90°	95°	105°	115°	125°	135°	145°	155°	165°	175°	180°
0°	326.3	326.3	326.3	326.3	326.3	326.3	326.3	326.3	326.3	326.3	326.3
2.5°	328.8	326.3	316.2	306.2	298.7	292.4	282.4	282.4	278.6	274.8	276.1
5°	337.6	330.0	311.2	292.4	274.8	258.5	244.7	238.4	229.6	227.1	225.9
7.5°	348.9	335.1	303.7	273.6	244.7	223.4	205.8	194.5	184.5	182.0	183.2
10°	362.7	342.6	294.9	248.5	213.3	187.0	166.9	158.1	146.8	143.1	139.3
12.5°	382.7	351.4	281.1	220.9	182.0	155.6	126.7	105.4	97.9	95.4	95.4
15°	399.1	356.4	263.5	194.5	155.6	114.2	90.4	86.6	85.3	85.3	85.3
17.5°	417.9	360.2	242.2	169.4	120.5	84.1	79.1	79.1	77.8	77.8	76.5
20°	438.0	361.4	219.6	146.8	85.3	75.3	71.5	70.3	67.8	66.5	66.5
22.5°	460.6	360.2	194.5	120.5	75.3	69.0	62.7	60.2	57.7	55.2	55.2
25°	479.4	357.7	171.9	86.6	69.0	60.2	54.0	50.2	47.7	46.4	45.2
27.5°	495.7	343.8	149.3	74.0	62.7	54.0	46.4	42.7	40.2	38.9	38.9
30°	496.9	321.3	130.5	69.0	57.7	47.7	40.2	37.6	36.4	35.1	35.1
32.5°	504.5	298.7	110.4	65.3	51.5	42.7	36.4	33.9	31.4	31.4	31.4
35°	519.5	278.6	85.3	59.0	46.4	37.6	32.6	30.1	28.9	27.6	27.6
37.5°	543.4	264.8	70.3	54.0	42.7	33.9	30.1	27.6	26.4	25.1	25.1
40°	574.8	257.3	64.0	48.9	37.6	31.4	27.6	25.1	22.6	21.3	21.3
42.5°	628.7	257.3	59.0	43.9	33.9	28.9	25.1	22.6	20.1	18.8	18.8
45°	691.5	267.3	55.2	38.9	30.1	26.4	22.6	18.8	16.3	15.1	15.1
47.5°	760.5	286.1	51.5	35.1	27.6	23.8	20.1	15.1	12.5	11.3	11.3
50°	840.8	313.7	48.9	31.4	25.1	21.3	16.3	11.3	10.0	8.8	8.8
52.5°	908.6	341.3	45.2	28.9	22.6	18.8	12.5	10.0	7.5	7.5	7.5
55°	972.6	371.5	42.7	26.4	21.3	15.1	10.0	7.5	6.3	6.3	6.3
57.5°	1057.9	409.1	38.9	23.8	17.6	11.3	8.8	6.3	5.0	5.0	5.0
60°	1232.3	493.2	33.9	21.3	15.1	10.0	7.5	6.3	5.0	3.8	3.8
62.5°	1515.9	630.0	28.9	18.8	11.3	8.8	6.3	5.0	3.8	2.5	2.5
65°	1695.4	663.9	23.8	15.1	8.8	6.3	5.0	3.8	2.5	1.3	1.3
67.5°	1579.9	539.6	18.8	11.3	7.5	5.0	3.8	2.5	1.3	0.0	0.0
70°	1334.0	407.8	13.8	7.5	6.3	3.8	2.5	1.3	0.0	0.0	0.0
72.5°	1054.1	310.0	12.5	6.3	5.0	2.5	2.5	1.3	0.0	0.0	0.0
75°	691.5	159.4	10.0	6.3	3.8	2.5	1.3	1.3	0.0	0.0	0.0
77.5°	272.3	60.2	7.5	5.0	3.8	2.5	1.3	1.3	0.0	0.0	0.0
80°	74.0	20.1	3.8	2.5	2.5	1.3	1.3	1.3	0.0	0.0	0.0
82.5°	18.8	8.8	2.5	2.5	1.3	1.3	1.3	1.3	1.3	0.0	0.0
85°	6.3	2.5	2.5	1.3	1.3	1.3	0.0	0.0	0.0	0.0	0.0
87.5°	2.5	2.5	2.5	1.3	1.3	1.3	0.0	0.0	0.0	0.0	0.0
90°	0.0	0.0	0.0	0.0	0.0	0.0	0.0	0.0	0.0	0.0	0.0

Cooper Lighting Solutions Photometric Lab
1121 Highway 74 South
Peachtree City, GA 30269



LM-79-2019: Approved Method: Electrical and Photometric Measurements of Solid-State Lighting Products

Report Prepared for

Cooper Lighting Solutions

MCGRAW EDISON

Report Number: SP1-2408-195-9

Test Date: 08/07/2024

Luminaire Tested: GALN-SB1A-830-U-5WQ

Data in this report applies to families of products including GALN-SB1A-830-U-5WQ.

Test Information

Test Method: LM-79-2019
 Report Number: SP1-2408-195-9
 Test Lab: COOPER LIGHTING SOLUTIONS
 Photometer: SP1 - 76IN SPHERE
 Measurement Geometry: 4π
 Issue Date: 08/07/2024
 Manufacturer: COOPER LIGHTING SOLUTIONS
 Product Line: MCGRAW EDISON
 Catalog Number: **GALN-SB1A-830-U-5WQ**
 Description: GALLEON AREA AND ROADWAY LUMINAIRE. (1) 80 CRI, 3000K, 350MA HIGH DENSITY LIGHTSQUARE WITH 26 LEDS AND TYPE V WIDE OPTICS

Spectral Parameters

CCT (K): 3050
 CIE u': 0.2476
 CIE v': 0.5251
 Duv: 0.0034
 CIE x: 0.4383
 CIE y: 0.4131
 CIE z: 0.1487
 Peak Wavelength (nm): 603
 Dominant Wavelength (nm): 581
 Purity: 55.55201
 Rf: 81.5
 Rg: 99.2

CRI (Ra):	81.0		
R1:	79.6	R9:	7.1
R2:	85.6	R10:	67.0
R3:	92.0	R11:	82.7
R4:	82.6	R12:	63.2
R5:	78.9	R13:	80.3
R6:	81.7	R14:	95.0
R7:	85.2	R15:	71.7
R8:	62.0		



Test Conditions

Stabilization Time: 20M
 Operation Time: 1H 20M
 Sphere Temperature (°C): 24.2

REPORT NUMBER: SP1-2408-195-9

Measurement and Test Equipment			
Instrument	Identification Number	Calibration Date	Calibration Due Date
Photometer	IN0058	6/18/2024	12/18/2024
Power Meter	INXT2011004	2/8/2024	2/8/2025
AC Power Source	IN0063	10/24/2023	10/24/2024
DC Power Source	IN0208	10/24/2023	10/24/2024
Sphere Thermometer	IN0085	10/24/2023	10/24/2024
Room Thermometer	IN0046	10/24/2023	10/24/2024

REPORT NUMBER: SP1-2408-195-9

CIE 1931 Chromaticity Diagram



CIE 1931 Chromaticity Diagram with 2017 ANSI 7-Step and 4-Step Quadrangles



Point lies inside the ANSI 3000K 4-step quadrangle

REPORT NUMBER: SP1-2408-195-9

Photopic Flux vs. Wavelength



Photopic Lumens: NR

λ (nm)	Power W [^] /nm	Lumens (ϕ /nm)	λ (nm)	Power W [^] /nm	Lumens (ϕ /nm)	λ (nm)	Power W [^] /nm	Lumens (ϕ /nm)	λ (nm)	Power W [^] /nm	Lumens (ϕ /nm)	λ (nm)	Power W [^] /nm	Lumens (ϕ /nm)
360	0	NR	490	168	NR	620	940	NR	750	35	NR	880	1	NR
365	0	NR	495	233	NR	625	897	NR	755	30	NR	885	1	NR
370	0	NR	500	300	NR	630	847	NR	760	26	NR	890	1	NR
375	0	NR	505	372	NR	635	790	NR	765	22	NR	895	1	NR
380	0	NR	510	430	NR	640	730	NR	770	19	NR	900	1	NR
385	0	NR	515	483	NR	645	668	NR	775	16	NR	905	1	NR
390	0	NR	520	524	NR	650	605	NR	780	14	NR	910	0	NR
395	2	NR	525	555	NR	655	545	NR	785	12	NR	915	0	NR
400	4	NR	530	581	NR	660	485	NR	790	10	NR	920	0	NR
405	7	NR	535	604	NR	665	430	NR	795	9	NR	925	0	NR
410	17	NR	540	623	NR	670	378	NR	800	8	NR	930	0	NR
415	34	NR	545	645	NR	675	331	NR	805	7	NR	935	0	NR
420	68	NR	550	667	NR	680	290	NR	810	6	NR	940	0	NR
425	128	NR	555	693	NR	685	251	NR	815	5	NR	945	0	NR
430	214	NR	560	719	NR	690	218	NR	820	4	NR	950	0	NR
435	339	NR	565	754	NR	695	188	NR	825	4	NR	955	0	NR
440	507	NR	570	791	NR	700	162	NR	830	3	NR	960	0	NR
445	573	NR	575	830	NR	705	139	NR	835	3	NR	965	0	NR
450	356	NR	580	873	NR	710	119	NR	840	3	NR	970	0	NR
455	217	NR	585	913	NR	715	102	NR	845	2	NR	975	0	NR
460	168	NR	590	948	NR	720	88	NR	850	2	NR	980	0	NR
465	113	NR	595	974	NR	725	76	NR	855	2	NR	985	0	NR
470	85	NR	600	994	NR	730	65	NR	860	1	NR	990	0	NR
475	85	NR	605	998	NR	735	55	NR	865	1	NR	995	0	NR
480	94	NR	610	994	NR	740	47	NR	870	1	NR	1000	0	NR
485	120	NR	615	973	NR	745	41	NR	875	1	NR			

REPORT NUMBER: SP1-2408-195-9

Scotopic Flux vs. Wavelength



Scotopic Lumens: NR

S/P: 1.27

λ (nm)	Power W [^] /nm	Lumens (ϕ /nm)	λ (nm)	Power W [^] /nm	Lumens (ϕ /nm)	λ (nm)	Power W [^] /nm	Lumens (ϕ /nm)	λ (nm)	Power W [^] /nm	Lumens (ϕ /nm)	λ (nm)	Power W [^] /nm	Lumens (ϕ /nm)
360	0	NR	490	168	NR	620	940	NR	750	35	NR	880	1	NR
365	0	NR	495	233	NR	625	897	NR	755	30	NR	885	1	NR
370	0	NR	500	300	NR	630	847	NR	760	26	NR	890	1	NR
375	0	NR	505	372	NR	635	790	NR	765	22	NR	895	1	NR
380	0	NR	510	430	NR	640	730	NR	770	19	NR	900	1	NR
385	0	NR	515	483	NR	645	668	NR	775	16	NR	905	1	NR
390	0	NR	520	524	NR	650	605	NR	780	14	NR	910	0	NR
395	2	NR	525	555	NR	655	545	NR	785	12	NR	915	0	NR
400	4	NR	530	581	NR	660	485	NR	790	10	NR	920	0	NR
405	7	NR	535	604	NR	665	430	NR	795	9	NR	925	0	NR
410	17	NR	540	623	NR	670	378	NR	800	8	NR	930	0	NR
415	34	NR	545	645	NR	675	331	NR	805	7	NR	935	0	NR
420	68	NR	550	667	NR	680	290	NR	810	6	NR	940	0	NR
425	128	NR	555	693	NR	685	251	NR	815	5	NR	945	0	NR
430	214	NR	560	719	NR	690	218	NR	820	4	NR	950	0	NR
435	339	NR	565	754	NR	695	188	NR	825	4	NR	955	0	NR
440	507	NR	570	791	NR	700	162	NR	830	3	NR	960	0	NR
445	573	NR	575	830	NR	705	139	NR	835	3	NR	965	0	NR
450	356	NR	580	873	NR	710	119	NR	840	3	NR	970	0	NR
455	217	NR	585	913	NR	715	102	NR	845	2	NR	975	0	NR
460	168	NR	590	948	NR	720	88	NR	850	2	NR	980	0	NR
465	113	NR	595	974	NR	725	76	NR	855	2	NR	985	0	NR
470	85	NR	600	994	NR	730	65	NR	860	1	NR	990	0	NR
475	85	NR	605	998	NR	735	55	NR	865	1	NR	995	0	NR
480	94	NR	610	994	NR	740	47	NR	870	1	NR	1000	0	NR
485	120	NR	615	973	NR	745	41	NR	875	1	NR			

REPORT NUMBER: SP1-2408-195-9

Melanopic Flux vs. Wavelength



Melanopic Lumens: NR

M/P: 2.32

λ (nm)	Power W [^] /nm	Lumens (ϕ /nm)	λ (nm)	Power W [^] /nm	Lumens (ϕ /nm)	λ (nm)	Power W [^] /nm	Lumens (ϕ /nm)	λ (nm)	Power W [^] /nm	Lumens (ϕ /nm)	λ (nm)	Power W [^] /nm	Lumens (ϕ /nm)
360	0	NR	490	168	NR	620	940	NR	750	35	NR	880	1	NR
365	0	NR	495	233	NR	625	897	NR	755	30	NR	885	1	NR
370	0	NR	500	300	NR	630	847	NR	760	26	NR	890	1	NR
375	0	NR	505	372	NR	635	790	NR	765	22	NR	895	1	NR
380	0	NR	510	430	NR	640	730	NR	770	19	NR	900	1	NR
385	0	NR	515	483	NR	645	668	NR	775	16	NR	905	1	NR
390	0	NR	520	524	NR	650	605	NR	780	14	NR	910	0	NR
395	2	NR	525	555	NR	655	545	NR	785	12	NR	915	0	NR
400	4	NR	530	581	NR	660	485	NR	790	10	NR	920	0	NR
405	7	NR	535	604	NR	665	430	NR	795	9	NR	925	0	NR
410	17	NR	540	623	NR	670	378	NR	800	8	NR	930	0	NR
415	34	NR	545	645	NR	675	331	NR	805	7	NR	935	0	NR
420	68	NR	550	667	NR	680	290	NR	810	6	NR	940	0	NR
425	128	NR	555	693	NR	685	251	NR	815	5	NR	945	0	NR
430	214	NR	560	719	NR	690	218	NR	820	4	NR	950	0	NR
435	339	NR	565	754	NR	695	188	NR	825	4	NR	955	0	NR
440	507	NR	570	791	NR	700	162	NR	830	3	NR	960	0	NR
445	573	NR	575	830	NR	705	139	NR	835	3	NR	965	0	NR
450	356	NR	580	873	NR	710	119	NR	840	3	NR	970	0	NR
455	217	NR	585	913	NR	715	102	NR	845	2	NR	975	0	NR
460	168	NR	590	948	NR	720	88	NR	850	2	NR	980	0	NR
465	113	NR	595	974	NR	725	76	NR	855	2	NR	985	0	NR
470	85	NR	600	994	NR	730	65	NR	860	1	NR	990	0	NR
475	85	NR	605	998	NR	735	55	NR	865	1	NR	995	0	NR
480	94	NR	610	994	NR	740	47	NR	870	1	NR	1000	0	NR
485	120	NR	615	973	NR	745	41	NR	875	1	NR			

Summary

$R_f = 81.5$
 $R_g = 99.2$
 $CIE R_a = 81.0$
 $R_9 = 7.1$



Color Vector Graphics



Individual Sample Fidelity Index ($R_{f,i}$)

CES01 = 86	CES26 = 74	CES51 = 89	CES76 = 70
CES02 = 63	CES27 = 88	CES52 = 92	CES77 = 86
CES03 = 31	CES28 = 89	CES53 = 81	CES78 = 72
CES04 = 70	CES29 = 67	CES54 = 87	CES79 = 90
CES05 = 50	CES30 = 68	CES55 = 85	CES80 = 88
CES06 = 51	CES31 = 71	CES56 = 78	CES81 = 78
CES07 = 42	CES32 = 70	CES57 = 76	CES82 = 95
CES08 = 41	CES33 = 71	CES58 = 78	CES83 = 90
CES09 = 29	CES34 = 82	CES59 = 92	CES84 = 94
CES10 = 76	CES35 = 90	CES60 = 95	CES85 = 86
CES11 = 59	CES36 = 93	CES61 = 93	CES86 = 72
CES12 = 65	CES37 = 87	CES62 = 83	CES87 = 85
CES13 = 43	CES38 = 75	CES63 = 77	CES88 = 83
CES14 = 74	CES39 = 94	CES64 = 83	CES89 = 75
CES15 = 71	CES40 = 89	CES65 = 77	CES90 = 81
CES16 = 47	CES41 = 85	CES66 = 80	CES91 = 96
CES17 = 50	CES42 = 86	CES67 = 79	CES92 = 73
CES18 = 56	CES43 = 81	CES68 = 84	CES93 = 84
CES19 = 72	CES44 = 99	CES69 = 91	CES94 = 64
CES20 = 66	CES45 = 87	CES70 = 78	CES95 = 80
CES21 = 87	CES46 = 82	CES71 = 76	CES96 = 84
CES22 = 79	CES47 = 77	CES72 = 92	CES97 = 87
CES23 = 92	CES48 = 71	CES73 = 71	CES98 = 81
CES24 = 91	CES49 = 81	CES74 = 93	CES99 = 74
CES25 = 72	CES50 = 89	CES75 = 74	



Color Rendition by Hue-Angle Bin



Measure Comparisons



(END OF REPORT)